


C3513

14A005

UPPER MULTIFUNCTION SWITCH
(part# N/A)

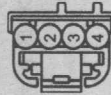


Pin	Circuit	Gauge	Circuit Function	Qualifier
1	CE469 (BN)	22	CTRL MOD. - POWERTRAIN # START/STOP ENABLE/DISABLE SWITCH INDICATOR	
2	CET59 (GY-VT)	22	SWITCH - HILL DESCENT CONTROL	
3	GD345 (BK-BU)	22	GROUND - PILLAR B RIGHT	
4	CH253 (WH-BN)	22	CTRL MOD. - CLIMATE # START/STOP SWITCH DISABLE	
5	VLN04 (VT-GY)	22	CTRL MOD. - IP/SWITCH ILLUMINATION	
6	CCF32 (WH-GN)	22	SWITCH - LOCKER MODE	

C3522 (BK)

14A005

USB CHARGE PORT (part# N/A)

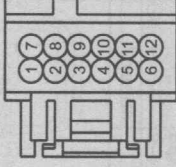


Pin	Circuit	Gauge	Circuit Function	Qualifier
1	SBB29 (GY-RD)	20	FUSE - 29 OR CIRCUIT BREAKER	
2	-	-	Not Used	
3	-	-	Not Used	
4	GD345 (BK-BU)	20	GROUND - PILLAR B RIGHT	

C3531 (GY)

14A005

SELECTOR LEVER ASSEMBLY (part# N/A)



Pin	Circuit	Gauge	Circuit Function	Qualifier
1	-	-	Not Used	
2	-	-	Not Used	
3	-	-	Not Used	
4	RET42 (WH-BN)	20	SWITCH - TRANSMISSION SELECT SHIFT (SNS GND)	
5	CET43 (GY)	20	SWITCH - TRANSMISSION SELECT SHIFT # UP (SST)	
6	CET42 (GN-VT)	20	SWITCH - TRANSMISSION SELECT SHIFT # DOWN (SST)	
7	VLN04 (VT-GY)	22	CTRL MOD. - IP/SWITCH ILLUMINATION	
8	CDC74 (BU-GN)	22	CTRL MOD. - KEY INHIBIT	
9	CET52 (GN)	22	SWITCH - TRANSMISSION PARK DETECT	
10	CDC41 (WH-BN)	22	SWITCH - SOLENOID KEY LOCK (INHIBIT REMOVAL)	
11	GD345 (BK-BU)	22	GROUND - PILLAR B RIGHT	
12	CET53 (BU-OG)	22	CTRL MOD. - POWERTRAIN # BRAKE SHIFT INTERLOCK	