

WilderNest®

EXPANDABLE CAMPERS



TENT·TOP™



STYLE & UTILITY

The shell is tough enough to accommodate roof racks for such things as bikes, boats and sailboards.

You'll also like the looks. And the looks you get when people see what you've got.

As for driveability, the Tent Top won't compromise your truck's ride, handling or economy. Or your vision, because there's unrestricted visibility out the side and rear windows. When closed, the tent, poles and mattress are neatly contained above a nylon headliner in the top six inches of the lid.

And there's a Tent Top to fit almost any pickup... full-size or compact, domestic or import.

Quality all around

The WilderNest Tent Top is built to withstand both the rigors of off-road driving and camping. It's made in the USA following strict quality control standards.

The camper is reinforced with a special steel frame molded into the fiberglass body. The Tent Top's lid combines steel, wood, foam insulation and fiberglass to provide more than enough strength for sleeping two people (when open) and carrying loads (when closed).

The tent itself is waterproof, of course. It's made of 8-ounce nylon packcloth, coated with urethane... much tougher than canvas.

Inside the tent top are fiberglass wands that prevent flapping in windy conditions. Outside, extendable aluminum outrigger struts provide stability in high winds. During a Baja, California expedition, *4-Wheeler Magazine*, confronted by fierce winds, noted "... the Tent Top's waterproof nylon packcloth took the worst gusts in stride."

The WilderNest Tent Top is a camper you can count on to hold up wherever adventure may take you.

So easy to set up, you'll flip your lid

One person can set up the Tent Top in less than 5 minutes. The top of the shell hinges over the side, becoming the bed area. An ingenious counterbalance spring system assists in opening. A large pop-up tent is then erected from the inside by pushing up three already assembled tent poles. You'll be amazed to find over 8 feet of headroom when standing inside. It gives you lots of room and more than triples the closed volume of your truck. That's more space than you can get



with a van, pop-up camper or cab-over camper.

The overhang creates an awning, perfect for relaxing in the shade. Inside, there's a comfortable double bed. Huge zip-down side windows provide ventilation when opened and privacy when closed. They're backed by "no-see-um" netting to keep your tent bug-free.

There are also two ventilation openings at the top to provide for fresh air and humidity control.



Standard solid side windows.

The rain skirt pulls over the opened lid and keeps the wet away, while the four drip overhangs allow you to keep the windows open for ventilation and a view even in rainy weather.

T HE INSTANT GET-AWAY



the utility, mobility, and lightness of a shell, plus the comfort of a camper. . . and more room!


Light but tough

The WilderNest Tent Top weighs less than 250 lbs. for compact, and 325 lbs. for full-size truck models.



On a trip to the Great Outdoors, nothing gives you as much freedom and comfort as a WilderNest® Tent Top™ Camper.

It's self-contained inside a stylish fiberglass camper shell, so it's always ready to roll when you are. And when you're through camping, its pop-up tent can be tucked away in minutes, leaving your truck shell and bed wide open for hauling all kinds of loads.



The WilderNest Tent Top was developed to combine the best features of a truck with a shell, with the best features of a truck with a camper. . . and then expand on the result. So you get



That means the Tent Top can always ride with your truck, and you'll still have the power to pull a boat or other RV. It means you can go farther off-road too, because less weight adds up to more mileage, better handling and less wear and tear.

But the Tent Top is definitely not lightweight when it comes to ruggedness. When the hinged shell top is opened, the extended bed can support 1,000 lbs. . . even without the stabilizing struts that come with each unit. A patented cantilever cable and coil spring system provides the muscle.

90%

of owners surveyed rated design, durability, and construction as the most important factors influencing their decision to purchase a WilderNest Expandable Camper.



A ACCESSORIES THAT LET YOU CAMP IN STYLE

Standard features include: dark tinted tempered glass, integral steel frame, solid side windows, pass-through window to cab, 3-inch covered foam mattress and privacy curtains. Plus each WilderNest can be equipped with these optional accessories:

Tailgate curtain. Allows tailgate to remain down and rear window hatch up, for easy access without constant opening and closing. Velcro makes the screen easy to install and remove. A bugproof screen door and a denier storm door open and close with zippers.

Kitchen organizer. Made of thick nylon mesh. Provides storage for eating and cooking utensils in rows of pockets to keep gear secure.


Bedding and clothes hammock. For over-the-bed storage of sleeping bags, covers, pillows and other incidentals.

Sliding side windows. Flush mounted, black anodized aluminum frame, dark-tinted tempered glass and backed with bug screens.

The WilderNest Tent Top and all of its standard accessories carry a one-year limited warranty against defects in materials and workmanship.




Tailgate Curtain



Kitchen Organizer



Bedding and Clothes Hammock



Sliding Side Windows

Sport & utility roof racks. State-of-the-art roof racks from various manufacturers are easily retrofitted to the roof of the WilderNest Tent Top. Special reinforcements inside the lid make this possible.

Carpet insert kit. Custom fitted insert kit provides seating, storage compartments and an extra bed. Slide floor cushions to seat rail to make sleeping platform. Constructed of plywood, foam padding and quality carpet.



Carpet Insert Kit



P.O. Box 159, Lafayette, CO 80026
1255 B Distel Drive, Lafayette, CO 80026

For more information, call 1-800-432-NEST or 303-665-8705 / FAX: 303-665-1206



PURCHASE ANY NEW WILDERNEST WITHIN 60 DAYS AND RECEIVE A
FACTORY REBATE...DETAILS ATTACHED

Dear WilderNest Enthusiast,

Thanks very much for your interest in WilderNest Expandable Campers.

WilderNest offers two styles of Expandable Campers to fulfill the needs of today's active pickup truck camping enthusiast. When opened, the classic **Tent Top WilderNest** actually triples the closed volume of a typical camper shell and can be configured to sleep four adults in comfort. The new **Tip Top WilderNest** sleeps two, is lighter, and costs only a few hundred dollars more than a quality fiberglass shell.

Each WilderNest Expandable Camper is hand made utilizing aerospace technology and state-of-the-art materials to insure complete customer satisfaction. With options such as factory paint to color match your truck, carpet insert packages for storage, seating, and sleeping; mattress packages for truck box sleeping; sport racks; camping organizers and more, your WilderNest can be outfitted to match your camping lifestyle.

We sincerely hope the enclosed information will help get you as excited about these amazingly versatile products as we are. With five years under our belts and many thousands of Expandable Campers on the road, we know you will be satisfied with your WilderNest purchase.


WilderNest is distributed through a network of trained and authorized dealers. To obtain pricing information or to receive a complete hands-on demonstration please contact or visit one of the dealers on the attached list. If there is no WilderNest dealer in your immediate area, we encourage you to contact your local truck cap or RV dealer, show them our brochure, and have them contact us about our dealer program. Or feel free to contact us directly at 800-432-NEST and we will do our best to arrange a demonstration of the product.

We look forward to hearing from you soon!

MOST COMMONLY ASKED QUESTIONS ABOUT WILDERNEST TENT TOP CAMPERS

- Q: Will the hinged top really hold my weight without causing damage to the hinges?
- A: This patented system will hold over 1000 pounds without harming the five exterior hinges. When opened, the hinged top is supported by 1700# test aircraft cables which are connected to a steel skeleton within the shell and steel plates molded into the hinged bed top.
- Q: Won't it tip over when I get up on the bed?
- A: You'd have to weigh more than the truck to tip it over. Because of the unique cantilevered cable design the weight is evenly distributed throughout the steel skeleton molded into the fiberglass shell and then into the truck's frame.
- Q: When the WilderNest is closed does the tent, mattress, and poles hang down into the cargo area of the truck bed?
- A: When closed, it functions exactly like a normal camper shell. The tent, poles, and mattress fold up neatly and are self contained in the top 5" of the shell above a nylon headliner. This leaves your cargo space wide open for hauling huge loads and gives you unrestricted visibility out the back and side windows..
- Q: Will the WilderNest stand up to high winds when the tent is set up?
- A: The tent has been tested in 65mph winds with no problems whatsoever. A combination of 400 Denier Nylon Packcloth for tent fabric, 1-1/8" zinc plated tent poles, the best possible sewing techniques, fiberglass wands to keep the tent from flapping, and the steel skeleton molded into the fiberglass shell allow the WilderNest to stand up to almost any wind condition. The WilderNest also comes equipped with two outrigger poles to eliminate sway or rocking caused by the truck's suspension system and a tie-down strap to keep the bed from closing in high winds.
- Q: Won't the tent leak?
- A: The inside of the tent has been treated with 1-1/2 oz. of urethane per square yard which makes the tent material totally waterproof. The main seams are sealed with seam sealer at the factory and we provide an additional tube so that you can seal the remaining seams. No tent fly is required because of this waterproofing technique. A drip skirt pulls over the edge of the hinged bed top after the camper is opened so water can't find its way inside. Drip overhangs are sewn above all the windows to keep the wet outside and allow the windows to be opened for ventilation and a view during rainy weather.
- Q: If the tent is so waterproof, won't I get condensation on the inside?

- A: Each WilderNest Camper comes with a state-of-the-art flowthru ventilation system which helps control humidity inside the tent. Two huge zip down windows are also provided for additional ventilation and of course, a view.
- Q: How hard is it to open and close the WilderNest?
- A: You won't even believe how easy it is to set up your WilderNest Camper. Anyone can set it up or pack it away in less than five minutes. With a little experience, it will take you less than two! The weight of the camper's top is offset when opening and closing by sturdy steel springs attached to the steel skeleton molded into the fiberglass shell. The full size camper, which has a bigger and heavier top than the compact size, includes a pull over strap which connects to the outside of the hinged bed top and is thrown over to the opposite side of the truck. By simply pulling in the strap the top easily lifts over and closes.
- Q: Is it O.K. to close the WilderNest when its wet?
- A: The special fabric used for the tent is both waterproof and mildew resistant. If your camper is wet when its time to roll simply close your camper and move on. Just make sure that you let it air out within the next couple of days.
- Q: How many people can sleep in the WilderNest?
- A: The double bed which hinges open has a very comfortable 3-inch foam mattress which sleeps two. Mattress dimensions are 42" x 74.5" for compact and mid-size trucks; 49" x 72" for short-wide full-size trucks; and 49" x 84" for long-wide full-size trucks. Many people add a carpeted insert package to the truck bed which provides seating, storage and an extra bed.
- Q: What if the tent rips or a pole breaks?
- A: All WilderNest Campers are warranted against factory defects for 1 (one) full year from the date of purchase. One of the many beauties of the WilderNest Camper is that it is modular in design. The poles can be replaced individually because they are connected with screws, not soldered. Should the tent rip due to some accident, it too can be replaced without great expense or hassle. A lot of thought went into designing a camper which would last a long, long time.
- Q: Does the WilderNest Tent Top Camper lock?
- A: The two galvanized latches which secure the hinged top to the shell are designed to take any standard padlock so the camper cannot be opened when left unattended. The back window hatch of the camper also comes equipped with a standard key lock.
- Q: Will the WilderNest fit my truck?
- A: There are WilderNest Campers to fit most compact, full-size, and mid-size pickup trucks. If you have a question about whether we fit your truck, call us at 1-800-432-NEST.



1-800-432-NEST
FAX: 303-665-1206

SIZING CHART

TRUCK TYPE	MODEL YEAR	TRUCK WIDTH (inches)	TRUCK LENGTH (inches)	TENT TOP MODEL NUMBER	TIP TOP MODEL NUMBER	INSTALLATION ADJUSTMENT REQUIRED
Chevy/GMC Longwide and C/K Series	88 - 92	67 1/2	99	99C	T99C	None
Chevy/GMC Longwide	67 - 87	71	99	99F	T99F	None
Chevy /GMC Shortwide and C/K Series	88 - 92	67 1/2	80 1/4	80C	T80C	None
Chevy/GMC Shortwide	67 - 87	71	79	79SW	T79SW	None
Chevy S10/GMC S15 Short and Extended Cab	82 - 92	60	74.5	76	T76	Rear Door Wedge and Non-Bend Door
Chevy S10/GMC S15 Long	82 - 92	60	90 1/2	91	T91	None
Chevy LUV Long	81 - 82	57 1/2	92 1/2	91	T91	1 1/2" Spacer
	78 - 80	60 3/4	93 1/2	91	T91	2" Spacer
Chevy LUV Short	81 - 82	57 1/2	75 1/2	76	T76	None
	72 - 80	60 3/4	76	76	T76	None
Dodge Longwide	72 - 92	71	99	99F	T99F	None
Dodge Shortwide	72 - 92	71	79	79SW	T79SW	None
Dodge Ram D50 Long	87 - 92	59 3/4	90 7/8	91	T91	None
Dodge Ram D50 Short	87 - 92	59 3/4	74 5/8	76	T76	Rear Door Wedge and Non-Bend Door
Dodge Ram D50 Sport Cab	88 - 92	59 3/4	74 5/8	76	T76	Rear Door Wedge and Non-Bend Door
Dodge Dakota Long	87 - 92	62 3/4	98 1/4	99D	T99D	None

1-800-432-NEST
FAX: 303-665-1206

-sizing chart

TRUCK TYPE	MODEL YEAR	TRUCK WIDTH (inches)	TRUCK LENGTH (inches)	TENT TOP MODEL NUMBER	TIP TOP MODEL NUMBER	INSTALLATION ADJUSTMENT REQUIRED
Dodge Dakota Short	87 - 92	62 3/4	79 3/4	80D	T80D	None
Ford Longwide	73 - 92	73	99	99F	T99F	None
Ford Shortwide	73 - 92	73	83	83SW	T83SW	None
Ford Ranger Long	83 - 92	60 3/4	86 1/2	87	T87	None
Ford Ranger Short	83 - 92	60 3/4	74 1/2	76	T76	Rear Door Wedge and Non-Bend Door
Ford Ranger Super Cab	86 - 92	60 3/4	74 1/2	76	T76	Rear Door Wedge and Non-Bend Door
Ford Ranger Standard	76	60 1/2	73 1/2	76	T76	Rear Door Wedge and Non-Bend Door
Ford Courier Long	77 - 82	59 1/2	88 1/2	87	T87	1 1/2" Spacer
Ford Courier Short	77 - 82	59 1/2	77	76	T76	1" Spacer
	72 - 75	60 1/2	76 1/2	76	T76	None
Jeep J-10	68 - 88	64	99	99D	T99D	None
Jeep Comanche Long	86 - 92	61 3/4	90	91	T91	Rear Door Wedge and Non-Bend Door
Jeep Comanche Short	87 - 92	61 3/4	75 1/4	76	T76	Rear Door Wedge and Non-Bend Door
Datsun Long	75 - 83	60	91 1/2	91	T91	None
Datsun Short	72 - 83	60	76	76	T76	None
Datsun King Cab	80 - 83	60	76	76	T76	None

SIZING CHART

TRUCK TYPE	MODEL YEAR	TRUCK WIDTH (inches)	TRUCK LENGTH (inches)	TENT TOP MODEL NUMBER	TIP TOP MODEL NUMBER	INSTALLATION ADJUSTMENT REQUIRED
Isuzu Long	81 - 92	61 3/4	92 1/8	91	T91	1 1/2" Spacer
Isuzu Short	81 - 92	61 3/4	75 3/4	76	T76	None
Isuzu Space Cab	88 - 92	61 3/4	74 3/8	76	T76	Rear Door Wedge and Non-Bend Door
	86 - 87	57 3/4	76	76	T76	None
Mazda Long	86 - 92	60 1/2	92 1/2	91	T91	1 1/2" Spacer
	78 - 85	59 1/2	88 1/2	87	T87	1 1/2" Spacer
Mazda Short	86 - 92	60 1/2	76 1/4	76	T76	None
	78 - 85	59 1/2	77	76	T76	1" Spacer
	72 - 77	60 1/2	76 1/2	76	T76	None
Mazda Cab Plus	86 - 92	60 1/2	74 3/4	76	T76	Rear Door Wedge and Non-Bend Door
Mitsubishi Long	87 - 92	59 3/4	90 7/8	91	T91	None
Mitsubishi Short	87 - 92	59 3/4	74 5/8	76	T76	Rear Door Wedge and Non-Bend Door
Mitsubishi Macro Cab	88 - 92	59 3/4	74 5/8	76	T76	Rear Door Wedge and Non-Bend Door
Nissan Long	86 - 92	60	91	91	T91	None
	85 - 86	59	88	87	T87	1" Spacer
	83 - 84	60	89	87	T87	2" Spacer

SIZING CHART

TRUCK TYPE	MODEL YEAR	TRUCK WIDTH (inches)	TRUCK LENGTH (inches)	TENT TOP MODEL NUMBER	TIP TOP MODEL NUMBER	INSTALLATION ADJUSTMENT REQUIRED
Nissan King Cab	86 1/2 - 92	60	76 1/2	76	T76	None
	85 - 86	59	75	76	T76	Rear Door Wedge and Non-Bend Door
Nissan Short	86 - 92	60	75 3/4	76	T76	None
	85 - 86	59	73 3/4	76	T76	Rear Door Wedge and Non-Bend Door
	83 - 84	60	74 3/4	76	T76	Rear Door Wedge and Non-Bend Door
Toyota Long	84 - 92	59 1/2	87 3/4	87	T87	None
	74 - 83	59 1/2	89	87	T87	2" Spacer
Toyota Extra Cab Long	86 - 88	59 1/2	87 3/4	87	T87	None
Toyota Short	84 - 92	59 1/2	76 1/4	76	T76	None
	74 - 83	59 1/2	73 1/2	76	T76	Rear Door Wedge and Non-Bend Door
Toyota Extra Cab Short	84 - 92	59 1/2	76 1/4	76	T76	None

■ **WILL NOT FIT:**

- Pre-1987 Dodge Ram D50 or Mitsubishi
- Jeep Shortwide 1968 - 1989

- Many STEP-SIDE Trucks can be fit by adding a special mounting rail to the 80D or T80D WilderNest. Contact WilderNest for details: 1-800-432-NEST