

FORD

'93

# RANGER



Courtesy of [TheRangerStation.com](http://TheRangerStation.com)

## NEW 1993 RANGER

This is *some hot* truck. It's totally restyled, with a striking, more aerodynamic look. It has an ergonomically refined interior. A smooth, controlled ride. And even bigger payloads on some mod-

els. The Ranger 4x4 has a bold new look all its own with larger tires, stylish wheel flares, and available fog lamps. Ranger is rugged. It's versatile. And, above all, it's *fun*. It's all the things that

have made it America's best-selling compact pickup for the past 6 years and a *whole lot* more.

With Regular Cab and SuperCab body styles in 4x2 and 4x4 versions, there's sure to be a Ford

**Ranger XLT  
SuperCab  
4x4 shown in  
Vibrant Red.  
The wide tape stripe  
shown in the inset above  
is also available for XLT.**

**Some equipment shown  
on these pages is optional.**





Ranger that fits your idea of what trucking is all about. And whether you choose the performance-minded STX, the value-packed XLT, the rugged XL, or the eye-catching XL Sport, you'll



be getting a dynamic new pickup truck that brings with it a solid reputation for toughness.

**Ford Trucks.  
The Best Never Rest.™**





## RANGER XLT

When it comes to bold good looks, ample appointments and terrific value, it's hard to beat the totally restyled Ranger XLT.

Shown here in its 4x2 configuration, XLT complements its new exterior styling with standard interior amenities that include a comfortable 3-passenger 60/40 split bench seat with storage armrest and floor console. Deluxe door trim with lower carpeting and map pocket. Color-keyed carpeting. Cloth headliner. These and many other features are what make the XLT one of the best-equipped pickups you can buy.

And what can make XLT an even better value is the XLT Preferred Equipment Package, which includes popular options at a substantial savings over the suggested price of the items if purchased separately. Among the package items are larger tires, electronic AM/FM stereo with cassette tape, power steering, sliding rear window, rear jump seats (in SuperCab) and others.

XLT is also available as a 4x4, shown on pages 2-3, with a spirited look all its own.

***Ranger XLT Regular Cab 4x2 shown in Two-Tone Brilliant Blue Clearcoat Metallic over Opal Grey Clearcoat Metallic. Some equipment shown may be optional. The XLT 4x4 is shown on the previous pages.***

***Grille shown is also available on XLT 4x4 models (see your dealer for availability).***









## RANGER INTERIORS

Dramatically restyled outside, Ranger has also been extensively improved inside. Interior refinements enhance the pleasure of driving, refinements that include the re-designing and repositioning of selected




**Refinements inside make the Ranger cab a friendlier place than ever. Style and function in close harmony.**

controls for greater operating convenience.

And nowhere is the versatility of Ranger more evident than in the cab. Full-length bench, 60/40 split bench, sport buckets or captain's chairs — within the Ranger line there's bound to be a seating arrangement right for you. With the help of Preferred Equipment Packages and other options, you can tailor your truck even further to fit your special style of driving.

Ranger has surprising roominess given its compact size. And whether you choose the Regular Cab model or the more spacious SuperCab, you're sure to enjoy the contemporary look and feel of the new Ranger.



***Inset (above left): Convenient power windows and door locks are optional with XLT and STX models.***

***Top and above: Ranger captain's chairs and instrumentation shown in Opal Grey. Captain's chairs are standard on STX and optional with XL and XLT SuperCabs.***






*Some equipment shown on these pages is optional.*

*Below: Ranger sport bucket seats in Opal Grey. Included in the STX Preferred Equipment Package, sport buckets are also available on XLT.*



*Auto-locking hubs with touch-drive transfer case are standard on Ranger 4x4s.*



*Above: the 60/40 split bench seat includes a center armrest with a convenient storage compartment.*

*Left: A 60/40 split bench seat with cloth upholstery is standard with Ranger XLT, optional with other models.*




## RANGER STX

If the new Ranger is hot (and it is), then the STX 4x2 and 4x4 sizzle. One look will tell you that STX offers the best in Ranger performance. From its powerful 3.0L V-6 multi-port EFI engine to its handling-oriented suspension components, STX is outfitted with the emphasis *squarely* on driving enjoyment. And whether you're four-by-twoing a moonlit highway or four-by-fouring some rewardingly obstinate off-road trail, STX is the way to go.

STX 4x4 has a look of determination all its own. Like all Ranger 4x4s, it offers standard auto-locking hubs with the Ford Touch Drive transfer case, which lets you shift "on the fly" between 4x2 and 4x4-high at normal road speeds at the touch of a button (manual-locking hubs and 2-speed shifter are optional). All-terrain P235/75R15SL outline-white-letter radial ply tires are included in the Ranger STX Preferred Equipment Package (big P265 outline-white-letter radials are available for 114" and 125" wheelbase models). And the extra power of a 4.0L V-6 engine is optional for all 4x2 and 4x4 Rangers.

***Ranger STX Regular Cab 4x4 with its distinctive tape stripe, wheel flares, grille and fog lamps in Raven Black. Some equipment shown on these pages is optional.***









## RANGER SUPERCAB


There's little doubt that versatility is the name of the game for today's on-the-go, demanding lifestyles. And there's certainly no better example of Ranger versatility than the SuperCab, available as a 4x2 or 4x4.

Because you don't do just *one thing*, Ranger SuperCab has the flexibility to handle the variety in your life. With an increase in cab length of 16.2 inches, there are 22.2 cubic feet of rear cargo space for items you'd like to carry inside, such as groceries, tools or athletic gear (XLT and STX models provide a convenient inside cargo cover, an exclusive Ford feature, to help keep things out of sight). And if extra passengers figure in your driving plans, rear jump seats are available. Lower them for additional seating or fold them up when you need more cargo room. And because the seat backs of the driver and front passenger aren't flush against the rear of the cab, they can be individually positioned for greater comfort.

***Ranger STX SuperCab 4x2 in Silver Clearcoat Metallic. Some equipment shown is optional.***










## QUALITY ENGINEERING

The look is dynamite. The shape is smoother. The steering system provides a better "on center" feel. Revisions in the front coil springs, shock absorber valving, and front and rear stabilizer bars




contribute to excellent performance. In short, the engineering of the popular Ford Ranger has been refined — a great pickup made better.

Ranger's new shape features rounder sheet metal, aero-designed functional items (lamps, handles, mirrors, etc.), flusher glass, and limousine-type doors with concealed drip moldings. These components combine to help reduce wind noise around the passenger compartment.

There are many other styling and performance refinements in the '93 Ranger, some seemingly minor. But taken together, they add up to more capability and driving pleasure than ever before.

**All Ranger powerplants feature the precision of multi-port electronic fuel injection.**

**Front coil and rear leaf springs are computer-selected to match them precisely to the payload and the gross vehicle weight rating, ensuring excellent ride and handling when operating with a load.**



**Ranger's exclusive Twin-I-Beam (4x2) and Twin-Traction Beam (4x4) suspension systems incorporate separate axles to provide independent wheel action to handle bumps individually.**

**New body styling and a revised suspension allow for a wider range of available tires — up to P265/75R15, the largest tires ever offered on Ranger 4x4.**




*Improvements in Ranger's steering system result in better "on-center" performance and returnability.*

*Redesigned for 1993, Ranger's new exterior sheet metal has a more aerodynamic look, thanks in part to smoother corners, limousine-style doors and glass components that are more flush with the body.*

*The tough all-welded pickup box features double-wall construction and a tailgate that's easily removable.*

*Ranger uses more two-sided galvanized steel than ever before to help protect against corrosion.*



*Nitrogen gas-pressurized shock absorbers are designed to improve ride quality.*

*Standard in Ranger 4x4 models, the Touch Drive electric shift transfer case provides great 4-wheeling convenience, allowing you to shift back and forth between 4x2- and 4x4-High at normal road speeds. Push-button controls are an easy reach away on the instrument panel.*

*Ranger's standard power front disc/rear drum brakes are equipped with a computer-controlled rear anti-lock system designed to inhibit braking-induced rear-wheel lockup under most driving conditions.*



## PERSONALIZING RANGER

More and more it seems, personalization can be a big part of owning a truck, and Ranger offers tremendous flexibility in this regard. Factory options and quality Ford accessories are available from your Ford Dealer to help you make your new pickup stand out from the crowd to make it "your



own." Whether your taste leans toward sporty and aggressive, elegant and understated, or anything in between, there's a good bet you'll find one or more

attractive accessories and/or factory options to do the job. Shown here are a number of these items which are particularly well suited to Ranger.

Ford accessories and options are products of the same commitment to high quality that goes into the building of the vehicle itself (the new-vehicle limited warranty covers Ford accessories and options, too, see your dealer for details). They're the perfect finishing touches for your brand new Ranger.

***Inset above: Keyless entry system with pocket-size remote control.  
Below: Heavy-duty tubular rear bumper.***



***High-density bedliner helps guard against cargo damage and includes a protective tailgate panel.***







*Heavy-duty rally bars add a rugged, sporty look (not intended for occupant safety). Also shown are off-road lights, available separately.*

*The clarity of digital sound is available with Ranger's premium AM/FM stereo radio with CD player.*




*The bikini hood cover adds style as it helps protect the hood finish. Also shown are grille and brush guards.*



*Below: The convenience of a cellular telephone is available through your participating Ford Dealer.*

*Bottom: Ranger wheels (l to r): full face steel (4x2); full face steel (4x4); STX cast aluminum sport; cast aluminum deep dish.*





## RANGER XL SPORT

There are a lot of ways to enjoy driving a Ranger. It's just a matter of choosing and equipping the one that matches your style.

Select Ranger XL Sport (Preferred Equipment Package 862A) and get cast aluminum wheels in a handsome deep-dish design along with a distinctive tape stripe (right). If you prefer, you may elect to delete the tape treatment (right, below).

XL Sport has all the XL standard features plus an electronic AM/FM stereo radio with cassette tape and digital clock as well as larger P215/70x14SL tires (on 4x2 models).

*The Ranger XL Sport shown in Raven Black features a tape stripe treatment which may be deleted (bottom photo).*



### COLORS AND TRIMS — XL Sport and STX

Exterior Paint Colors	Interior Trim Colors			
	Royal Blue	Ruby Red	Opal Grey	Mocha*
Raven Black			■	■**
Oxford White	■	■	■	■
Cayman Green Clearcoat			■	■
Vibrant Red (4x4 only)		■	■	
Dark Plum Clearcoat Metallic			■	
Brilliant Blue Clearcoat Metallic	■		■	
Dark Blue Clearcoat Metallic	■		■	■
Bright Calypso Green Clearcoat Metallic			■	
Opal Grey Clearcoat Metallic	■*	■†	■	
Silver Clearcoat Metallic	■*	■†	■	
<b>Exclusive STX Colors</b>				
Mocha Frost Clearcoat Metallic				■
Electric Red Clearcoat Metallic		■	■	■
Dark Cranberry Clearcoat Metallic*		■†	■	■

\*Not available with Sport XL. \*\*STX 4x2 only. †Not available on STX 4x2. ‡STX 4x4 only.

\* Regular Cab only. NOTE: See your dealer for available Sport Tape Stripe colors and combinations.

### COLORS AND TRIMS — XL and XLT

Exterior Paint Colors	Interior Trim Colors			
	Royal Blue	Ruby Red	Opal Grey	Mocha
Raven Black			■	■
Oxford White	■	■	■	■
Cayman Green Clearcoat			■	■
Mocha Frost Clearcoat Metallic				■
Electric Red Clearcoat Metallic		■	■	■
Dark Cranberry Clearcoat Metallic*		■	■	■
Vibrant Red (4x4 only)		■	■	■
Dark Plum Clearcoat Metallic			■	
Brilliant Blue Clearcoat Metallic	■		■	
Dark Blue Clearcoat Metallic	■		■	■
Bright Calypso Green Clearcoat Metallic			■	
Opal Grey Clearcoat Metallic	■	■	■	
Silver Clearcoat Metallic	■	■	■	

\*Regular Cab only. NOTE: See your dealer for optional Deluxe Two-Tone paint colors for Ranger XLT.



## RANGER PREFERRED EQUIPMENT PACKAGES AND OPTIONS

Note: Package content is subject to change.  
P = Included in package S = Standard O = Optional

	Regular Cab 4x2/4x4				SuperCab 4x2/4x4		
	XL 861A	XL SPORT 862A	XLT 864A	STX 865A	XL 850A	XLT 853A	STX 854A
<b>Appearance/Comfort/Convenience</b>							
Air conditioning	O	O	O	O	O	O	O
Power window and lock group	-	-	O	O	-	O	O
Speed control/tilt steering wheel	O	O	O	O	O	O	P
Power mirrors	-	-	O	O	-	O	O
*Comfort Cab* Package: color-keyed carpeting, high series door trim panels, cloth 60/40 split bench seat, full face steel wheels, and P215/70R14SL BSW all-season tires (4x2) (may be deleted)							
Floor console/ette	O	O	S	O	O	S	O
Floor mat in place of carpet	S	S	O	-	S	O	-
XLT 4x2 grille with bright upper molding in lieu of standard grey 4x4 grille (XLT 4x4 only). Optional at no additional charge.*	-	-	O	-	-	O	-
Deluxe two-tone paint	-	-	O	-	-	O	-
Sport tape stripe (may be deleted)	-	P	-	-	-	-	-
Narrow accent tape stripe	-	-	P	-	-	P	-
XLT wide tape stripe	-	-	O	-	-	O	-
Color-keyed bodyside protection moldings	O	O	O	-	O	O	O
Front mud flaps (4x2)	O	O	O	O	O	O	O
Chrome rear step bumper (4x2)	-	-	P	-	-	P	-
Grey painted rear step bumper	O	O	S	S	O	S	S
Sliding, tinted rear window	O	O	P	O	O	P	O
Pivoting rear quarter windows	-	-	-	-	O	O	O
License plate bracket	O	O	O	O	O	O	O
<b>Seating</b>							
Vinyl bench	S	S	-	-	-	-	-
60/40 knitted vinyl split bench	-	-	-	-	S	O	-
60/40 cloth split bench	O	O	S	O	O	S	O
Cloth captain's chairs with floor console	-	-	-	S	O	O	S
Cloth sport bucket seats with floor console	-	-	O	P	-	O	P
Rear jump seats	-	-	-	-	O	P	P
<b>Stereo Systems</b>							
Electronic AM radio with digital clock	O	O	-	-	O	-	-
Electronic AM/FM stereo radio with digital clock	O	O	S	S	O	S	S
Electronic AM/FM stereo radio with cassette and digital clock	O	P	P	P	O	P	P
Electronic premium AM/FM stereo radio with cassette and digital clock	-	-	O	O	-	O	O
Electronic premium AM/FM stereo radio with CD and digital clock	-	-	O	O	-	O	O
<b>Performance</b>							
Engines/Transmissions/Tires/Payloads (See availability by trim model on pages 18 and 19)							
Performance axle (with V-6 engine only)	O	O	O	O	O	O	O
High-capacity 19.6-gallon fuel tank (114" and 125" wb only)	O	O	O	O	S	S	S
Power steering (4x2; standard on 4x4)	O	O	P	S	S	S	S
Tachometer (standard with 4x4)	O	O	O	S	O	O	S
Super engine cooling	O	O	O	O	O	O	O
Manual locking hubs (4x4 only)	O	O	O	O	O	O	O
Fog lamps (4x4) (may be deleted)	-	-	O	P	-	O	P
Handling package: front and rear stabilizer bars (front stabilizer bar standard on SuperCabs and on all Regular Cabs with power steering) and heavy duty shock absorbers — 4x2 model only							
Spare tire, limited service	O	O	O	S	O	O	S
<b>Wheel Trim</b>							
Argent styled steel wheels	S	S	-	-	S	-	-
Full face steel wheels	O	O	S	S	O	S	S
Cast aluminum deep dish wheels (4x2)	O	P	O	P	O	O	P
Cast aluminum deep dish wheels (4x4)	O	P	O	O	O	O	O
Cast aluminum sport wheels (4x4)	-	-	-	P	-	-	P
<b>Manual Transmission Special Value Package</b>							
Deep-dish cast aluminum wheels	-	-	P	-	-	P	-

\*See your dealer for date of availability.

## MAJOR STANDARD FEATURES

### Exterior

Aero halogen headlamps  
Chrome rear bumper (XLT 4x4)  
Grey rear step bumper (XLT 4x2 & STX)  
Grey aero-design wraparound front bumper (chrome on XLT)  
Grey grille with grey upper molding (bright upper molding on XLT 4x2)  
Black foldaway mirrors (RH convex)  
Tinted glass  
Easily removable tailgate  
Cargo box light (XLT, STX)  
Wheel opening flares (4x4)  
High-mount center stop lamp

### Interior

Ergonomic instrument cluster with fuel, temperature, oil pressure and voltmeter gauges; trip odometer  
Locking glove box  
Stalk-mounted controls for turn signals, constant speed and interval windshield wipers/washer, high-beams, and flash-to-pass feature  
Tachometer (standard in all 4x4s and STX 4x2)  
Glove box, engine compartment, ashtray and map lights; headlights-on warning chime (XLT, STX)  
Steering wheel: black (leather-wrapped STX)  
Door trim: color-keyed with vinyl padded armrest and black door handles; color-keyed cloth/vinyl with map pockets (XLT, STX)  
Color-keyed cloth sun visors; mirror on right, map strap on left (Except Regular Cab XL)  
Inside cargo cover (XLT and STX SuperCab models)

### Technical

5-speed manual overdrive transmission  
Multi-port electronic fuel injection with EEC-IV computer controls  
Power front disc brakes; rear drum brakes with anti-lock system  
Twin-I-Beam (4x2) and Twin-Traction Beam (4x4) independent front suspensions; nitrogen gas-pressurized shock absorbers (heavy-duty on 4x4)  
Automatic locking hubs with Touch Drive electric shift transfer case (4x4)

## PRODUCT CHANGES

Following publication of the catalog, certain changes in standard equipment, options, prices and the like, or product delays, may have occurred which would not be included in these pages. Your Ford Dealer is your best source for up-to-date information.

Ford Division reserves the right to change product specifications at any time without incurring obligations.



## RANGER 4x2 SPECIFICATIONS

GVW Rating (max.)	4,700 lbs. - Regular Cab; 4,880 lbs. - SuperCab	
Frame	Ladder-type	
Axles: front	2,400 lbs. Regular Cab/2,625 lbs. SuperCab	
Axles: rear	Std. 2,750 lbs.; Opt. 2,750 lbs. Limited Slip	
Computer-selected front coil springs (combined rating @ ground)	1,950 lbs. - Regular Cab; 2,150 lbs. - SuperCab	
Computer-selected rear leaf springs (combined rating @ ground)	2,550 lbs.	
Shock absorbers	Std. gas-pressurized; Opt. heavy-duty gas-pressurized	
Front stabilizer bar	Standard	
Rear stabilizer bar (part of handling package)	Opt. - Regular Cab and SuperCab	
Brakes	Power front discs; power rear drums with anti-lock system	
Battery	58 AH maintenance-free - Regular Cab 72 AH maintenance-free - SuperCab	
Alternator	95 amps	
Fuel capacity	16.3 gals. - Regular Cab 19.6 gals. - SuperCab (opt. in 114" wb Regular Cab)	
Nominal box length	6 ft. - 108" wb Regular Cab and 125" wb SuperCab 7 ft. - 114" wb Regular Cab	
Steering: Regular Cab*	Manual - std. in XL and XL Sport Power - incl. in XLT and STX; opt in XL and XL Sport	
Steering: SuperCab	Power	
Curb-to-curb turning diameter	36.5 ft. - 108" wb Regular Cab 38.3 ft. - 114" wb Regular Cab 41.6 ft. - 125" wb SuperCab	

## POWERTEAM AVAILABILITY BY TRIM MODEL

4x2 model	Regular Cab				SuperCab		
	XL	XL Sport	XLT	STX	XL	XLT	STX
2.3L I-4/5-Speed Man.	S	S	S	-	S	S	-
2.3L I-4/4-Speed Auto.	O	O	O	-	-	-	-
3.0L V-6/5-Speed Man.	O	O	O	S	O	O	S
3.0L V-6/4-Speed Auto.	O	O	O	O	O	O	O
4.0L V-6/5-Speed Man.	O	O	O	O	O	O	O
4.0L V-6/4-Speed Auto.	O	O	O	O	O	O	O
4x4 model	Regular Cab				SuperCab		
	XL	XL Sport	XLT	STX	XL	XLT	STX
2.3L I-4/5-Speed Man.	S	S	S	-	-	-	-
3.0L V-6/5-Speed Man.	O	O	P	S	S	S	S
3.0L V-6/4-Speed Auto.	O	O	O	O	O	O	O
4.0L V-6/5-Speed Man.	O	O	O	O	O	O	O
4.0L V-6/4-Speed Auto.	O	O	O	O	O	O	O

## RANGER 4x4 SPECIFICATIONS

GVW Rating (max.)	4,880 lbs. - Regular Cab; 5,040 lbs. - SuperCab	
Frame	Ladder-type	
Axles: front	2,800 lbs.	
Axles: rear	Std. 2,750 lbs.; Opt. 2,750 lbs. Limited Slip	
Computer-selected front coil springs (combined rating @ ground)	2,260 lbs. - Regular Cab; 2,340 lbs. - SuperCab	
Computer-selected rear leaf springs (combined rating @ ground)	2,570 lbs. - Regular Cab; 2,570 lbs. - SuperCab	
Shock absorbers	Heavy-duty gas-pressurized	
Stabilizer bars	Std. - front	
Brakes	Power front discs; power rear drums with anti-lock system	
Front hubs/transfer case	Std. automatic locking/Touch Drive 2-speed electric shift Opt. manual locking/2-speed manual shift	
Battery	58 AH maintenance-free - Regular Cab 72 AH maintenance-free - SuperCab	
Alternator	95 amps	
Fuel capacity	16.3 gals. - Regular Cab 19.6 gals. - SuperCab (opt. in 114" wb Regular Cab)	
Nominal box length	6 ft. - 108" wb Regular Cab and 125" wb SuperCab 7 ft. - 114" wb Regular Cab	
Steering	Power	
Curb-to-curb turning diameter (ft.)	37.3 ft. - 108" wb Regular Cab 39.1 ft. - 114" wb Regular Cab 42.4 ft. - 125" wb SuperCab	

## 2.3L ENGINE

Type/cylinders:	Gasoline/I-4, 8 plugs
Liters/cubic inches:	2.3/140
Fuel injection:	Electronic multi-port
Bore and stroke:	3.78x3.13
Compression ratio:	9.2:1
Horsepower:	98 @ 4,600 rpm
Torque, lbs./ft.:	130 @ 2,600 rpm

## 4.0L ENGINE

Type/cylinders:	Gasoline/V-6
Liters/cubic inches:	4.0/245
Fuel injection:	Electronic multi-port
Bore and stroke:	3.95x3.32
Compression ratio:	9.0:1
Horsepower:	160 @ 4,500 rpm
Torque, lbs./ft.:	220 @ 2,500 rpm*

\*220 @ 2,200 rpm for automatic transmission.

## 3.0L ENGINE\*

Type/cylinders:	Gasoline/V-6
Liters/cubic inches:	3.0/182
Fuel injection:	Electronic multi-port
Bore and stroke:	3.50x3.14
Compression ratio:	9.3:1
Horsepower:	145 @ 4,800 rpm
Torque, lbs./ft.:	170 @ 3,600 rpm

\*1992 data shown. 1993 data not available at press time. See your dealer for current figures.





## MAXIMUM TRAILER TOWING WEIGHTS

	Axle Ratio	GCWR Max.	Regular Cab		SuperCab	
			4x2	4x4	4x2	4x4
2.3L EFI I-4/4-Speed Auto.	3.73	5,500	2,300	—	—	—
3.0L EFI V-6/4-Speed Auto.	3.45	7,000	3,700	—	3,500	—
	3.73	7,500	4,000	4,000	4,000	3,800
	4.10	8,000	—	4,500	—	4,300
4.0L EFI V-6/4-Speed Auto.	3.08	6,000	2,700	—	2,400	—
	3.27	7,500	—	3,900	—	3,600
	3.55	9,500	6,000	—	5,900	—
	3.73	9,500	—	5,900	—	5,600
2.3L EFI I-4/5-Speed Man.	3.73	4,800	1,600	—	1,300	—
	4.10	4,800	—	1,300	—	—
3.0L EFI V-6/5-Speed Man.	3.45	5,000	1,800	1,500	1,500	1,300
	3.73	6,000	2,800	2,500	2,500	2,300
3.0L EFI V-6/5-Speed Man.	3.45	5,000	1,800	—	1,500	—
	3.73	6,000	2,800	—	2,500	—
4.0L EFI V-6/5-Speed Man.	3.08	5,000	1,700	—	1,400	—
	3.27	6,000	—	2,000	—	2,000
	3.55	7,000	3,700	—	3,400	—
	3.73	7,000	—	3,400	—	3,200

NOTE: Engine/axle ratio combinations shown may not be available in all areas. Your Ford Dealer can supply availability information. All maximum trailer weights shown must be reduced by passenger and cargo weight in the towing vehicle. Also, for towing trailer over 2,000 pounds, the Regular Cab model must be equipped with the payload package #2. The following equipment may also be required: super engine cooling; step bumper or load-carrying hitch for towing trailers under 2,000 pounds; and load-equalizing hitch for towing trailers over 2,000 pounds. For specific information on recommended or required equipment, see your Ford Dealer. Hitches are available through manufacturers other than Ford.

## TIRE AVAILABILITY BY TRIM MODEL

4x2 model	Regular Cab				SuperCab		
	XL	XL Sport	XLT	STX	XL	XLT	STX
P195/70R BSWx14 all-season	S	S	S	—	S	S	—
P215/70R BSWx14 all-season	—	P	O	—	O	O	—
P225/70R OWLx14 all-season	O	O	P	S	O	P	S
4x4 model							
P215/75R BSWx15 all-season	S	S	S	—	S	S	—
P215/75R OWLx15 all-terrain	O	O	O	S	O	O	S
P235/75R OWLx15 all-terrain	O	O	P	P	O	P	P
P265/75R OWLx15 all-terrain*	O	O	O	O	O	O	O

S = Standard. O = Optional. P = Included in Preferred Equipment Package.

\*114" and 125" wb only.

## PAYLOAD PACKAGE SELECTOR

Regular Cab	Package No.	Payload	GVWR	Tires (Min.)
4x2 SWB	#1 Std.	1,250 lbs.	4,220 lbs.	P195/70Rx14SL
4x2 SWB	#2 Opt.	1,650 lbs.	4,660 lbs.	P215/70Rx14SL
4x2 LWB	#1 Std.	1,250 lbs.	4,260 lbs.	P195/70Rx14SL
4x2 LWB	#2 Opt.	1,650 lbs.	4,700 lbs.	P215/70Rx14SL
4x4 SWB	#1 Std.	1,250 lbs.	4,580 lbs.	P215/75Rx15SL
4x4 SWB	#2 Opt.	1,550 lbs.	4,840 lbs.	P215/75Rx15SL
4x4 LWB	#1 Std.	1,250 lbs.	4,580 lbs.	P215/75Rx15SL
4x4 LWB	#2 Opt.	1,550 lbs.	4,880 lbs.	P215/75Rx15SL

### SuperCab

4x2	#1 Std.	1,240 lbs.	4,460 lbs.	P195/70Rx14SL
4x2	#2 Opt.	1,550 lbs.	4,820 lbs.	P215/70Rx14SL
4x4	#1 Std.	1,250 lbs.	4,840 lbs.	P215/75Rx15SL
4x4	#2 Opt.	1,500 lbs.	5,040 lbs.	P215/75Rx15SL

SWB = short wheelbase (108" Regular Cab). LWB = long wheelbase (114" Regular Cab).

Note: Payload is the maximum allowable weight of people, cargo, body and equipment and is reduced by the weight of optional equipment.

## EXTERIOR DIMENSIONS

Wheelbase	Cab Length	Box Length	Overall Length	Overall Width
108"	104.7"	76.1"	180.0"	69.4"
114"	104.7"	88.2"	193.0"	69.4"
125" SC	120.9"	77.1"	198.2"	69.4"

Load Height at Cargo Floor 4x2/4x4 (Empty)	Front Tread 4x2/4x4	Rear Tread 4x2/4x4	Axle Clearance 4x2/4x4
27.1"/32.0"	56.7"/58.3"	57.3"/57.3"	6.6"/6.8"
27.0"/32.1"	56.7"/58.3"	57.3"/57.3"	6.6"/6.8"
27.4"/31.3"	56.7"/58.3"	57.3"/57.3"	6.6"/6.8"

## INTERIOR DIMENSIONS

Passenger Compartment	Regular Cab	SuperCab
Head room	39.1"	39.4"
Shoulder room	54.6"	54.6"
Hip room	52.7"	52.7"
Leg room (max.)	42.4"	43.4"
Space behind seat (cu. ft.)	—	18.1"
Cargo Compartment		
Box length at floor		
Short wheelbase	72.2"	—
Long wheelbase	84.2"	72.3"
Maximum inside width at floor	51.2"	51.2"
Pickup box depth	16.5"	16.5"
Cargo volume — cu. ft. (no allowance for wheelhouses)		
Short wheelbase	37.4"	—
Long wheelbase	43.5"	37.4"

\*18.1 cu. ft. with rear jump seats; 22.2 cu. ft. without rear jump seats.





#### BUMPER-TO-BUMPER COVERAGE

The 36-month/36,000-mile bumper-to-bumper coverage of Ford's new vehicle limited warranty covers the complete vehicle (except tires, battery, service adjustments and other items covered under separate provisions) against defects in factory-supplied materials or workmanship. For complete information, see your Ford Dealer.



Optional Ford Extended Service Plans can cover major components on new Ford cars and light trucks for longer than the vehicle's basic warranty. Your dealer has full details.

#### SPECIFY GENUINE FORD COLLISION REPAIR PARTS

Genuine Ford sheet metal and plastic replacement collision parts, such as hood, doors, fenders and bumper components, are the right choice — and for all the right reasons. Genuine Ford parts are equal to original parts in fit, finish, structural integrity and corrosion protection. Ford parts are the same as those used on new vehicles which are certified to meet all Federal Motor Vehicle Safety Standards. And all Ford sheet metal parts are covered by the exclusive Ford Lifelong Sheet Metal Guarantee. Ask your dealer to see a copy of this limited warranty. Don't settle for imitations. Ask your insurer to authorize genuine Ford collision parts.



Ford Credit offers advantageous financing and leasing arrangements for qualified customers, plus the convenience of making them right where you buy or lease your truck — at your Ford Dealer.



"Tread Lightly" is an educational program designed to increase public awareness of land-use regulations and responsibilities in our nation's wilderness areas. Ford joins the U.S. Bureau of Land Management in encouraging you to help preserve our national forests and other public and private lands by "treading lightly."

#### OPTIONS AVAILABILITY

Options shown or described in this catalog are available at extra cost and may be offered only in combination with other options or subject to additional ordering requirements or limitations.

