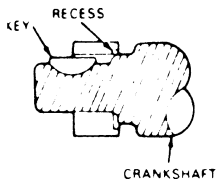
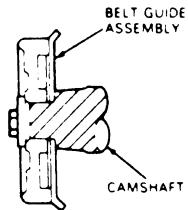


VIEW FOR CRANKSHAFT ALIGNMENT



SECTION - CRANKSHAFT SPROCKET - INSTALL WITH RECESS TOWARD BLOCK



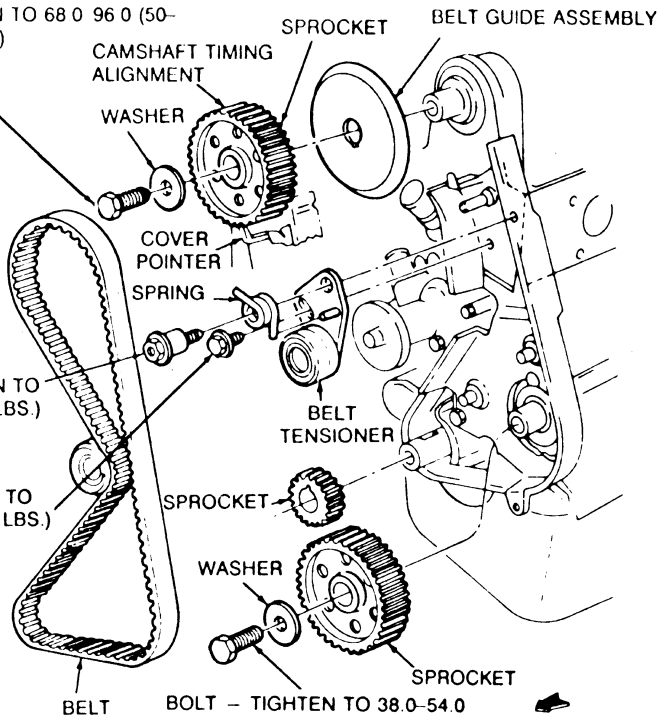
SECTION FOR GUIDE INSTALLATION

LONG BOLT - SEALING TYPE  
TIGHTEN TO 68.0-96.0 (50-71 FT. LBS.)

SPRING BOLT - TIGHTEN TO 38.0-54.0 Nm (28-40 FT. LBS.)

LONG BOLT - TIGHTEN TO 19.0-29.0 Nm (14-21 FT. LBS.)

BOLT - TIGHTEN TO 38.0-54.0 Nm (28-40 FT. LBS.)



FRONT OF ENGINE